

Pressure transmitter for scrubber machines series EDN.335



St. steel housing & wetted part
with Declaration of Conformity, CE

General features

- Piezoresistive pressure transmitters for scrubber applications
- Pressure range from ± 25 mbar to ± 500 mbar
- Wiring with M12 connector or various connectors
- Housing parts of stainless steel
- Diaphragm with G3/4 or 10mm hole with G1/2" thread

Application area

- for scrubber machine application
- for low pressure measurement
- for air & various gases pressure measurement

General specification

Pressure ranges

-25 mbar ...+25 mbar
-50 mbar ...+50 mbar
-250 mbar ...+250 mbar
-500 mbar ...+500 mbar
others on request

Accuracy

$\pm 0.5\%$ FS
included Linearity+Hysteresis+Repeatability

Overpressure

1.5 X pressure range

Output type

Current (2-wire) : 4...20mA
Voltage (3-wire) : 0...10V, 0...5V, 1...5V

Power supply

Ref. power : DC 24V
Available power : DC 12...30V

Response time : ≤ 5 ms

Isolation : $> 100\text{M}\Omega$ at 100 VDC

Temperature range

Operating : -20...80 °C
Compensated : 0...70 °C

Thermal error

Zero thermal error : $\pm 0.75\%$ FS @ 25 °C (typ.)
Span thermal error : $\pm 0.75\%$ FS @ 25 °C (typ.)



Pressure transmitter series EDN.335

Materials

Wetted parts : St. steel 316L
Body : St. steel 304

Electrical connection

DIN43650 A, M12 Plug, Cable type

Pressure connection

G 1/2" with 12.4mm hole
others on request

Protection : IP65

Weight : Approx. 166g

Option

High temperature adapter
up to 200 °C / up to 300 °C



DAHO Tronic Limited

Tel: 02-865-7001 Fax: 02-865-7109
mail: info@daho.co.kr

STX W-Tower 209

Gyeongin-ro 53 Gil 90 Guro-gu
Seoul 08215 Korea

www.daho.co.kr

Technical specifications

Input pressure range

Norminal pressure:
±25 mbar to ± 500 mbar

Permissible static pressure:
1.3 x pressure range, max.1100 bar

Output signal / Supply

Current:
2-wire 4...20mA Vs=12...30 VDC

Voltage:
3-wire 0...10V, 0...5V, 1...5V Vs=12...30 VDC

Performance

¹Accuracy: ≤ ±0.5%FSO @ 25°C
¹ accuracy according to IEC 60770 - limit point adjustment including non-linearity, hysteresis as well as repeatability

Permissible load / R_L
Current: 2-wire, R_L max=[(Vs-Vs min)/0.02A]Ω
Voltage: 3-wire, R_L min=10kΩ

Influence effects:
Supply: 0.05%FSO/10V
Longterm stability: ≤ ±0.5%FS / year
Response time: <5ms

Thermal effects (Offset and Span) / Permissible temperatures

FS thermal error: ±0.75%FS @ 25°C, typical
Zero thermal error: ±0.75%FS @ 25°C, typical
Operating temperature: -20...80°C
Compensated teperature: 0...70°C

Electrical protection

Electromagnetic compatibility:
Emission and immunity according to
EN 61326-2-3:20B CCISPR II Group 1, Class A
EN IEC 61000-3-2:2019

Insulation: the transmitter is grounded via the process connection

Mechanical stability

Vibration: No change at 10 g RMS (20...2000) Hz
Shock: 0.1 g (1m/s) Max.

Materials

Pressure port: Stainless steel 316L
Housing / body: Stainless steel 304
Sensor diaphragm: Stainless steel 316L
Wetted parts: Stainless steel 316L

Miscellaneous

Current consumption
Signal output current max. 25mA

Current
4...20mA, 2-wire system
Signal output voltage max. 7mA

Voltage:
0...10V, 3-wire system
0...5V, 3-wire system
1...5V, 3-wire system

Ingress protection: IP65

EMC Test report for CE conformance

- EN 61326-2-3:2013 / Class A
- EN 61326-2-3: 2013 / IEC 61326-1:2012

Ordering Information

Model code

EDN.335

B

Accuracy

A4	± 0.5%
A7	± 0.25%
A9	± 0.1%

Output signal

O1	4...20mA, 2-wire system
O2	0...10V, 3-wire system
O3	0...5V, 3-wire system
O4	1...5V, 3-wire system

Electrical connection

D	DIN 43650 A
M	M12 plug
C	2m cable

Process connection

R4	R1/4" with 6mm hole
G2	G1/2" with 12.4mm hole
G4	G1/4" with 6mm hole
XX	Others

Pressure range code, unit bar

Code	Range
R124	±25 mbar
R127	±50 mbar
R132	±250 mbar
R135	±500 mbar
RXXX	Others on request

Option code

Code	Description
T4	-40...125 °C / operating temperature
RS	Restrictor screw in socket hole
NO	"USE NO OIL" for Oxygen application
AD	Adapter
CD2	Cooling device up to 200 °C
CD3	Cooling device up to 300 °C
TP	St. steel tag plate, 60 x 20 x 0.5t
DMCC	Manufacture calibration certificate
KC	KOLAS Ilac-MRA calibration certificate
CC	Certificate of conformance / origin

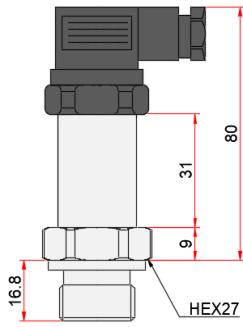
How to Order

EDN.335.A4.O1.M.R4.BR135

EDN.335, ±0.5%FS, 4...20mA, M12, R 1/4" with 6mm hole, ± 500 mbar

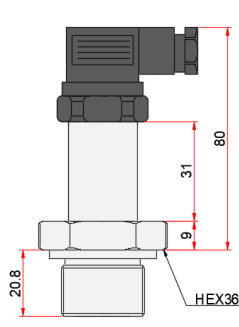
Outline drawing

DIN 43650 A plug



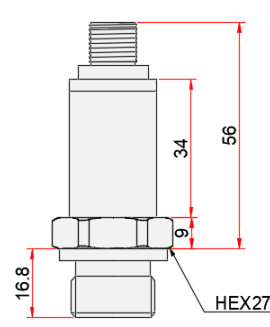
G 1/2" with hole 12.4mm hole

DIN 43650 A plug

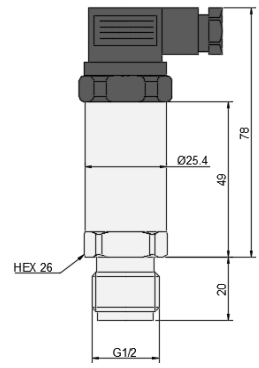


G 3/4" with hole 12.4mm

M12 plug



G 1/2" with hole 12.4mm hole

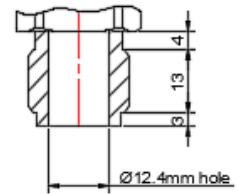


G1/2" with washer

Process connection

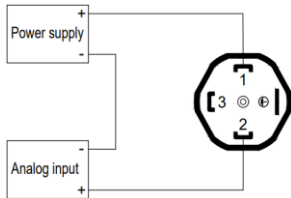
others upon request

Standard	Thread size
DIN 3852-E	G 1/2" with hole 12.4mm
	G 3/4" flush diaphragm type

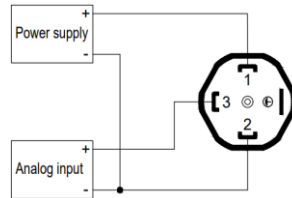


Pin assignment

DIN 43650A connector according to DIN EN 175301-803A

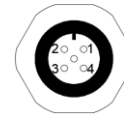


2-wire / current



3-wire / voltage

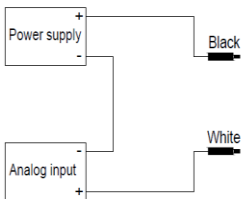
Pin No.	2-Wire	3-Wire
1	+Vcc	+Vcc
2	Output(mA)	GND
3		Output(VDC)



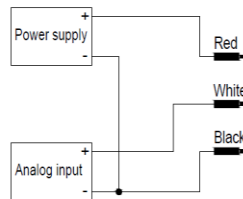
Pin No.	2-Wire	3-Wire
1	+Vcc	+Vcc
2		
3	Output(mA)	GND
4		Output(Vdc)

M12 x 1, 5-pin / male

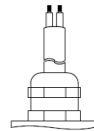
Flying leads with 2m cable



2-wire / current



3-wire / voltage

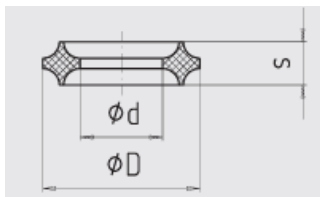


	2-Wire	3-Wire
White	Output(mA)	Output(VDC)
Red		+Vcc
Black	+Vcc	GND

Metal gasket (Sealing washer)(Option)



Model: AC23



Thread	Material	Dimension in mm			Model
		D + 0.2	d - 0.2	s	
G 1/2"	316L	14.8	8	4	AC23

DAHO

Daho Tronic Ltd.

STX W-Tower 209
Gyeongin-ro 53Gil 90 Guro-gu

Seoul 08215 Korea

Tel: +82 2 865-7001 Fax: +82 2 865-7109

info@daho.co.kr

www.daho.co.kr